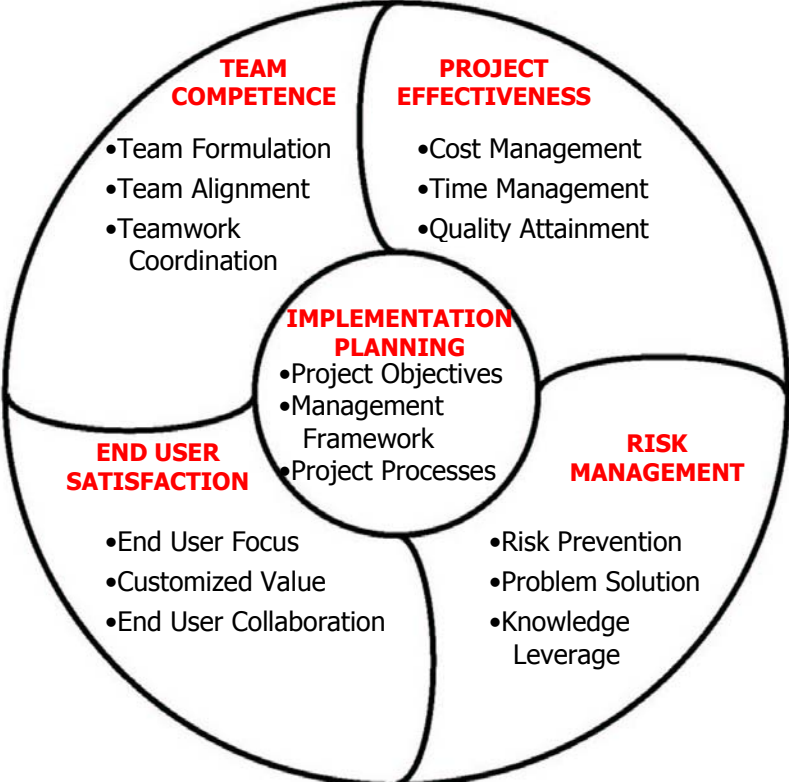


# Project Performance Assessor™


<p><b>WHAT IS IT?</b></p>	<p>The <b>Project Performance Assessor</b> is a cost effective and efficient tool that evaluates how projects are managed from <b>4 different respondent perspectives</b> (project clients, project team members, managers, etc.). It evaluates quickly and objectively <b>5 Project Challenges</b> based on <b>15 Team Capabilities</b>, those programs and practices that are crucial to the attainment of project objectives</p>
<p><b>THE MODEL</b></p>	<div style="text-align: center;">  <p><b>TEAM COMPETENCE</b></p> <ul style="list-style-type: none"> <li>•Team Formulation</li> <li>•Team Alignment</li> <li>•Teamwork Coordination</li> </ul> <p><b>PROJECT EFFECTIVENESS</b></p> <ul style="list-style-type: none"> <li>•Cost Management</li> <li>•Time Management</li> <li>•Quality Attainment</li> </ul> <p><b>RISK MANAGEMENT</b></p> <ul style="list-style-type: none"> <li>•Risk Prevention</li> <li>•Problem Solution</li> <li>•Knowledge Leverage</li> </ul> <p><b>END USER SATISFACTION</b></p> <ul style="list-style-type: none"> <li>•End User Focus</li> <li>•Customized Value</li> <li>•End User Collaboration</li> </ul> <p><b>IMPLEMENTATION PLANNING</b></p> <ul style="list-style-type: none"> <li>•Project Objectives</li> <li>•Management Framework</li> <li>•Project Processes</li> </ul> </div> <p><b>TEAM COMPETENCE</b> <i>(Creating conditions that ensure a successful project implementation)</i>  <b>END USER SATISFACTION</b> <i>(Delivering outstanding value to project clients)</i>  <b>IMPLEMENTATION PLANNING</b> <i>(Ensuring that a successful implementation will meet the needs of the organization)</i>  <b>RISK MANAGEMENT</b> <i>(Being able to prevent or solve problems as they arise)</i>  <b>PROJECT EFFECTIVENESS</b> <i>(Meeting the goals and objectives of the project)</i></p>
<p><b>ADVANTAGES</b></p>	<ul style="list-style-type: none"> <li>• Identifies project strengths and weaknesses and where project management practices can be improved</li> <li>• Identifies implementation priorities within a plan of action for improvements</li> <li>• Permits the organization to concentrate on improvements that are the most profitable</li> <li>• Enables comparisons among projects and identifies best practices</li> <li>• Identifies organization’s project management culture and provides benchmark data against which future projects can be measured</li> </ul>

## CHARACTERISTICS


- Questionnaire customized for each organization/project
- 4 questions for each Capability (the respondent rates each question on a scale of 0-10)
- Open-ended questions to meet the needs of each organization
- Each category of respondents can be subdivided into major groups and subgroups
- Multiple data capture possibilities (via the Internet, paper pencil kits, telephone interviews with confidentiality of respondents assured)
- Report delivered in written and electronic format
- Information is objective and unbiased
- The aggregated perceptions of all key project stakeholders can be compared to determine the degree of alignment (team members, management, project users, consultants/suppliers)

## REPORTS

Reports are produced in modular format (Project Challenges, Team Capabilities, Team Practices, Opinion of Clients, Frequency of Distribution, Progress)



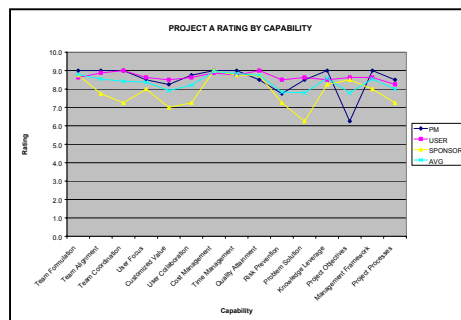
Comparison of Management groups



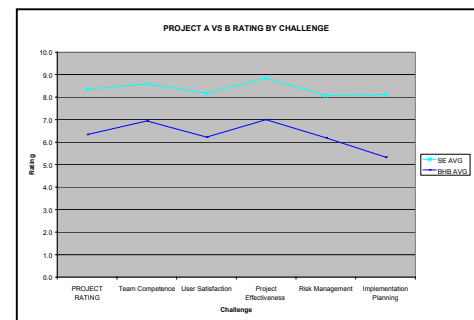
Ranking of Capabilities Strengths and Weaknesses



High and low ranked practices



Comparison of a Project's Stakeholders



Comparison of 2 projects